

# Songs To The Tune of...



**Lisa Baydush**  
**NewCAJE 2025**



# Good Morning

adapted by Lisa Baydush to the tune of Good Morning from Singing in the Rain

Good morning, good morning,

**Hello to all my friends!**

Good morning, good morning to you!

Good morning, good morning,

**I'm glad you're here today!**

Good morning, good morning to you!

**Boker tov to \_\_\_\_ (3x)**

**Boker tov, good morning to you!**



## Preschool Teaching Tips:

- This is a happy hello song that I use as children are arriving at music class or when we're at Shabbat Sing. You can easily use this at morning circle time to greet all of your students by name.
- Zip in any greeting on the 2<sup>nd</sup> and 5<sup>th</sup> lines.
- I added the Boker Tov verse melody to the song.



# Hinei Rock You

adapted by Lisa Ashery and Susan Sacks  
to the tune of We Will Rock You by Queen

**Hinei, hinei mah tov (2x)**

**Hinei, hinei mah tov**

**U'mah, u'mah naim**

**Shevet, shevet achim**

**Gam yachad! (repeat)**

**How very, very good**

**It is to be**

**Here with all my friends,**

**My chaverim! (repeat)**



## Preschool Teaching Tips:

- This rhythmic Hinei Mah Tov is fun with PK students and older... you can easily sing this through 3<sup>rd</sup> grade.
- Sing with a pat-pat-clap rhythm.
- With religious school students, you can sing the two parts simultaneously to add to the challenge. At family assemblies, I've even challenged the parents to sing the chant in part A while their children sing part B.
- Get progressively softer to end the song, concluding with a loud MAH TOV and double high five to the room.
- Use the English verse to reinforce the meaning of the song.



# Shanananah Tovah

adapted by Lisa Baydush to the tune of Hal'l'l'луйah

**Sha-na-na-nah sha-na-na-na-nah,**

**Sha-na-na-nah, shanah tovah!**

**Sha-na-na-nah sha-na-na-na-nah,**

**Sha-na-na-nah sha-na-na-nah—,**

**SHANAH TOVAH!**

**Shake the hand of the friend next to you,**

**Shake their hand and say: SHANAH TOVAH!**

**Shake the hand of the friend next to you,**

**Shake their hand and say—**

**SHANAH TOVAH!**



## Preschool Teaching Tips:

- This is my favorite song for Rosh Hashanah! I sing it at tot services to welcome everyone, and in the classroom to introduce the themes of the holiday (shofar, challah, apples 'n honey, birthday of the world).
- Sing with tambourines and shakers for ruach!
- More verses:
  - Wave to a friend and share a big smile...
  - Give a hug to someone very special...
  - Shake your shakers and tambourines...
  - Dip an apple in some honey for a good and sweet new year...
  - Eat a challah, round and yummy...
  - Blow the shofar - toot x4...
  - Celebrate the birthday of the world...
  - Clap your hands and say happy new year...



# Clap Your Hands for the Birthday of the World

adapted by Lisa Baydush to the tune of If You're Happy and You Know It



**Clap your hands for the birthday of the world!**

**Clap your hands for the birthday of the world!**

**Clap your hands and shout hooray for this special holiday,**

**Clap your hands for the birthday of the world!**

**Stomp your feet...**

**Jump up 'n down...**

**Twirl around...**

## Preschool Teaching Tips:

- This is a fun movement song for toddlers, 2's and 3's for Rosh Hashanah!
- You can sequence backwards through the movements after the last line, ending with: celebrate the birthday of the world!



# Tap Your Sticks

adapted by Lisa Baydush to the tune of Clap Your Hands



**Tap, tap, tap your sticks, tap your sticks together;**

**Tap, tap, tap your sticks for a sweet new year!**

**Sha-na-na-na-na-na-nah,**

**Sha-na-na-nah tovah! (repeat)**

**Zip, Drum, Tap...**

## Preschool Teaching Tips:

- This is a nice song to use to introduce rhythm sticks at the beginning of the year, while also teaching the Hebrew for happy new year – Shanah Tovah.
- This also teaches differentiation – there are two parts of the song and two speeds for playing the rhythm sticks. The first part is slow and rhythmic, and the second part is fast and silly.
- I sing this song with toddlers, 2's and 3's.
- This song can be repurposed with slightly different lyrics for Tu B'shvat. (See slide under Tu B'shvat.)



# Blow the Shofar

adapted by Lisa Baydush to the tune of Mary Had a Little Lamb

**Blow the shofar, toot toot toot,  
Toot toot toot, toot toot toot,  
Blow the shofar, toot toot toot,  
Rosh Hashanah's here!**

***Sing it LOUD! Sing it FAST!***



## **Preschool Teaching Tips:**

- Sing the song through several times with imaginary shofars. It's especially fun if they bring their home-made shofars to music.
- Appropriate for 2's and toddlers.



# Did You Ever See A Challah

adapted by Lisa Baydush to the tune of Did You Ever See a Lassie



**Did you ever see a challah, a challah, a challah?**

**Did you ever see a challah so big and so round?**

**It's sweet and it's yummy, we dip it in honey,**

**Did you ever see a challah so big and so round?**

**You braid it and bake it; it's such fun to make it...**

**With raisins and honey, it tastes very yummy...**

## Preschool Teaching Tips:

- Sing with hand motions.
- Appropriate for 2's and toddlers.



# The More We Show Kindness

adapted by Nanny Q. to the tune of The More We Get Together ([video](#))

**The more we show kindness,  
Show kindness, show kindness  
The more we show kindness,  
The happier we'll be!**

**With love and with laughter  
And hugs ever after;  
The more we show kindness  
The happier we'll be...  
The happier we'll be...  
The happier we'll be...  
The happier we'll be.**



## Preschool Teaching Tips:

- I frame the holiday of Yom Kippur as a time when we think about what we can do to make the new year a really good year. One thing we can do is to be kind! Being kind makes our friends feel happy.
- Teach the sign language for 'kindness' – take your second finger and make a small circle on your chest, and 'happy' – put your hands in front of your shoulders, and make small circling motions towards you. Make gestures for love, laughter and hugs.
- Slow the tempo for the verse, and get progressively quieter on the repeated last lines.



# We've Got the Whole World in Our Hands

adapted by Lisa Baydush, capo 3, ([prop](#))

**We've got the whole world in our hands! (4x)**

**When we share a smile, we help the world (3x)**

**We've got the whole world in our hands!**

**When we give a hug...**

**When we help our friends...**

**When we share our toys...**

**When we use kind words...**

**When we plant a tree, we help the world,  
When we pick up trash, we help the world,  
When we give tzedakah, we help the world,  
We've got the whole world in our hands!**



## Preschool Teaching Tips:

- I frame the holiday of Yom Kippur as a time when we think about what we can do to make the new year very sweet, just like apples dipped in honey. What can you do to make this a sweet new year? Let's see, do you do this? (show a tikkun olam card of a child smiling, for example, and then sing 'share a smile.')
- Tambourines make this fun and lively!
- With toddlers and 2's, sing the same line 3x as shown; with 3's and PK, combine the actions into one verse.
- Also appropriate for Tikkun Olam/Mitzvot, Thanksgiving, Earth Day, Kindness Day, and MLK Day.



# Sukkot Is Here

adapted by Lisa Baydush to the tune of Shabbat is Here

**Sukkot is here, Sukkot is here,  
I'm so glad that Sukkot is here!  
Sitting in the sukkah with all my friends,  
I'm so glad that Sukkot is here!**

**Chag sameach to \_\_\_\_ (3x)**

**Chag sameach, chaverim! (chorus)**

**Chag sameach, chaverim!**

**Shake your shakers and tambourines!**

**So glad to have you here with me**

**To celebrate Sukkot!**



## Preschool Teaching Tips:

- This is a fun welcoming song when singing in the sukkah.
- Zip in children's names or class names.
- I use the last verse when singing at a Sukkot service.
- You can also sing this for spring:

*Spring is here (2x)*

*I'm so glad that spring is here!*

*Flowers blooming bright,*

*such a pretty sight,*

*I'm so glad that spring is here!*

*When it's spring there are \_\_\_\_ (3x)*

*I'm so glad spring is here!*



# Sitting in a Sukkah

adapted by Lisa Baydush to the tune of Following the Leader from Peter Pan



**We're sitting in a sukkah, a sukkah, a sukkah,  
We're sitting in a sukkah, a sukkah for Sukkot!  
(We're) shaking shakers...**

**It's so much fun to celebrate with friends!  
It's so much fun to celebrate with friends!  
It's so much fun to celebrate with friends!  
Oh, it's so much fun to celebrate with friends!**

**We're sitting...**

**We're singing...**

## Preschool Teaching Tips:

- This is a fun song when singing in the sukkah.
- Sing with shakers; keep the beat of the song.



# Celebrating in the Sukkah on Sukkot

adapted by Lisa Baydush to the tune of She'll Be Coming 'Round the Mountain

**We're celebrating in the sukkah on Sukkot,  
We're celebrating in the sukkah on Sukkot,  
(We're) celebrating in the sukkah (3x) on Sukkot!**

*What do we do to celebrate Sukkot?!*



## Preschool Teaching Tips:

- This is a fun and engaging way to introduce the holiday of Sukkot.
- Zip in children's ideas.
- Put images on a felt board.
- Sing with tambourines!



# Sukkot Hokey Pokey

adapted by Judy Caplan Ginsburgh to the tune of The Hokey Pokey

**You hang an apple here,**

**You hang an apple there,**

**You take a bunch of apples and you hang them everywhere,**

**You say a little blessing and you eat a yummy meal,**

**Sukkot's a real cool deal, YEAH!**

*What else can we hang in our sukkah?*



## Preschool Teaching Tips:

- Decorate a laminated sukkah on a felt board with images of fruit while singing this song.
- Act out the song.



# Chag Sameach

adapted by Ms. Sarah ([video](#)) (second verse by Lisa Baydush) to the tune of Mary Had a Little Lamb

**Chag sameach is the way to greet someone this holiday;**

**Chag sameach is the way to say hello today!**

**Chag sameach, chaverim, chaverim, chaverim;**

**Chag sameach, chaverim, happy holiday!**



## Preschool Teaching Tips:

- This simple tune teaches the Hebrew greeting we say throughout the year – Chag Sameach, and the Hebrew word for ‘friends.’
- Appropriate for 2’s at Sukkot, Simchat Torah, Chanukah, Purim, Pesach and Shavuot.
- Teach the sign language for ‘chag sameach’ and ‘chaverim.’



# We Roll the Torah

adapted by Maxine Perlmutter to the tune of Bibidibabidiboo from Cinderella

**We roll the Torah over and over  
and over and over again;**

**We read and we read and we read and we read...**

**And then we be-gi-in again (AGAIN!)**

**(repeat faster/modulate)**



## Preschool Teaching Tips:

- This is a delightful and funny song about rolling the Torah. When the children shout out AGAIN, I say, 'oh, you want to sing it again? Okay!' They think it's hilarious.
- This is best with 3's and PK. The 2's just don't get it.
- Use rolling arms like backwards Wheels on the Bus (because we roll the Torah backwards). Make hands like a book for 'we read.' Big clap on AGAIN!



# Six Days to Make This Beautiful World

adapted by Lisa Baydush to the tune of Down on Grandpa's Farm

**It took six day, six days to make this beautiful world! (2x)**

**On the first day, God made dark and light (2x)**

**And then God said that it was good (IT WAS GOOD!) (2x)**



**On the second day, God made the land and sky and sea...**

**On the third day, God made the flowers and trees...**

**On the fourth day, God made the sun and moon and stars...**

**On the fifth day, God made fish and birds...**

**On the sixth day, God made animals and people...**

**On the seventh day, God took a rest... (2x)  
and that is why we have Shabbat! (2x)**

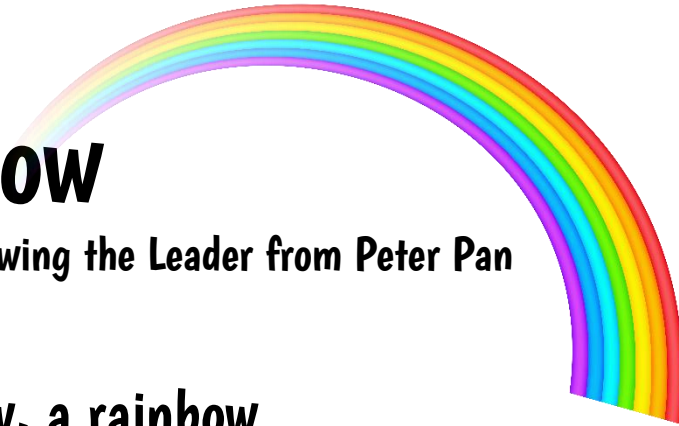
## Preschool Teaching Tips:

- The first story in the Torah is about when God created the world. Do you know how many days it took? SIX! Can you show me six fingers? Can you sweep your arms up over your head in a big circle to show me the world?
- Use hand motions for each day of creation, and two thumbs up for 'it was good!' Encourage the children to shout the echo: 'IT WAS GOOD!'
- Put images on a felt board for each day of creation. I like to build a picture so that by the end of the song, the whole world is created.
- This is best with PK.



# Noah Saw a Rainbow

adapted by Lisa Baydush to the tune of Following the Leader from Peter Pan



**Noah saw a rainbow, a rainbow, a rainbow**

**Noah saw a rainbow way up in the sky!**

**It was red and orange,**  
**yellow, green and blue** } (4x)

**...and purple too!**

## Preschool Teaching Tips:

- The second story in the Torah is about when Noah built the ark. At the end of the story, Noah saw a rainbow!
- Sing with scarves and a laminated rainbow on a felt board.
- See my Color Music Unit for more color songs.




# We've Got a Rainbow in Our Hands

adapted by Lisa Baydush to the tune of We've Got the Whole World in Our Hands

**We've got a rainbow in our hands! (4x)**

**LISA has YELLOW in her hands,  
ARI has BLUE in his hands,  
LIZZIE has PURPLE in her hands,  
We've got a rainbow in our hands!**

**Let's put that rainbow up in the sky...  
Let's spread that rainbow all over the world...**



## Preschool Teaching Tips:

- Sing this rainbow song with a stretchy band after teaching about Noah. I also sing it as a color song.
- Zip in the children's names and let them identify the color they are holding.
- Then stretch the rainbow up and pull it backwards for the verses.
- See my Color Music Unit for more color songs.



# Chanukah is Here, Let's Shout Hooray!

adapted by Lisa Baydush to the tune of She'll Be Coming 'Round the Mountain

**Chanukah is here, let's shout hooray! (HOORAY!)**

**Chanukah is here, let's shout hooray! (HOORAY!)**

**Chanukah is here, it's my favorite time of year,**

**Chanukah is here, let's shout hooray! (HOORAY!)**



**...Let's clap our hands... and shout hooray! (HOORAY!)**

**...Stomp our feet...**

**...Jump up and down...**

**...Spin around...**

## Preschool Teaching Tips:

- Sequence the song backwards, ending with HOORAY!



# What Do We Do On Chanukah?

adapted by Lisa Baydush to the tune of The Wheels on the Bus

**What do we do on Chanukah, Chanukah, Chanukah?**

**What do we do on Chanukah, when Chanukah is here?**

**We spin the dreidels round and round, round and round, round and round,**

**We spin the dreidels round and round when Chanukah is here! Oh... (chorus)**



**Eat lots and lots and lots of latkes...**



**We eat some sweet soufganiyot...**



**Tell the story of the Maccabees...**

**Light the candles for eight nights...**



**It's so much fun to celebrate, celebrate, celebrate!**

**It's so much fun to celebrate when Chanukah is here!**

## Preschool Teaching Tips:

- Appropriate for toddlers, 2's and 3's to introduce the holiday.
- Use laminated images on a felt board.
- Give Chanukah bags to each student containing: craft stick candle, laminated latke and soufganiyah, laminated Maccabee, and a dreidel.
- Pat knees on chorus.



# Twinkle Twinkle Chanukah Lights

to the tune of Twinkle Twinkle Little Star

**Twinkle, twinkle, Chanukah lights,  
shining brightly for eight nights;  
The shamash stands up straight and tall,  
to light others one and all.  
Twinkle, twinkle, Chanukah lights,  
shining brightly for eight nights.**



## Preschool Teaching Tips:

- Appropriate for toddlers - 2's.
- Make candle props with craft sticks and laminated flames, which you adhere with Velcro. Let the children wave their candles during the song. Afterwards, let them take their flames and 'light' a laminated chanukiah on a felt board. If you have more than nine children, explain that the flames can go anywhere on the board because we want the lights of Chanukah to go out into the world.



# Eight Little Chanukah Lights

to the tune of This Little Light of Mine



**Eight little Chanukah lights, we're gonna let 'em shine!**

**Eight little Chanukah lights, we're gonna let 'em shine!**

**Eight little Chanukah lights, we're gonna let 'em shine!**

**Let 'em shine, let 'em shine, let 'em shine!**

**Gonna light more candles every night...**

**Won't let anyone (blow) 'em out...**

**Gonna shine my light for all to see...**

## Preschool Teaching Tips:

- Appropriate for 3's - PK.
- Sing with the craft-stick candle prop. Afterwards, let them take their flames and 'light' a laminated chanukiah on a felt board.



# Soufganiyot

adapted by Lisa Baydush to the tune of Zum Gali



**Souf-gani-gani-gani, souf-gani-gani,**

**Souf-gani-gani-gani-OT! (clap 4x) (repeat)**

**Jelly donuts for me/you (whee/woo!)... (2x) (chorus)**

*What kind of soufganiyot do you like?*

## Preschool Teaching Tips:

- Best with 3's and PK students.
- Sing this with pat/clap rhythm: pat knees once on 'souf' and then clap 3x on 'gani gani.' On the verses, just pat knees, then hands in the air on 'whee' and high five to friends on 'woo.'
- Other verse ideas are:  
Fried in oil for me/you...  
Rolled in sugar for me/you...



# The Soufganiyot Song

adapted by Justin Jude Carroll to the tune of Skip to My Lou ([video](#))

**Souf-souf-souf-ganiyot (3x)**

**Jelly in my belly!**

**Sugar-sugar-sugar-sugar-sugar on top...**

**A yummy-yummy-yummy Chanukah treat...**



## Preschool Teaching Tips:

- Best with toddlers and 2's.
- This is fun with egg shakers.
- Rub tummies!



# Judah Maccabee

to the tune of BINGO



**There was a hero long ago  
and Judah was his name-o**

**\*Judah Maccabee**

**\*Judah Maccabee**

**\*Judah Maccabee**

**and Judah was his name-o**

## Preschool Teaching Tips:

- On the \*Judah Maccabee part, pat knees on 'Judah' and clap hands on 'Maccabee.'
- Make the words disappear (first Judah, then Maccabee), and bring them back to end the song.
- Go faster!



# Tap Your Sticks

adapted by Lisa Baydush to the tune of Clap Your Hands



**Tap, tap, tap your sticks, tap your sticks together;**

**Tap, tap, tap your sticks, tap your sticks with me!**

**Tap, tap, tap, tap, tap your sticks,**

**Tap your sticks with me!**

**Tap your sticks for Tu B 'shvat,**

**The birthday of the trees!**

**Zip, Drum, Tap...**

## Preschool Teaching Tips:

- This song teaches differentiation – there are two parts of the song and two speeds for playing the rhythm sticks. The first part is slow and rhythmic, and the second part is fast and silly.
- Note that the instruments come from TREES!
- I sing this song with toddlers, 2's and 3's.
- This song can be repurposed with slightly different lyrics for Rosh Hashanah.



# Apples and Bananas for Tu B'shvat

adapted by Lisa Baydush to the tune of Apples and Bananas



**I like to eat, eat, eat apples and bananas!**

**I like to eat, eat, eat apples and bananas!**

**I like to eat, eat, eat apples and bananas**

**On Tu-Tu-Tu B'shvat!**

**End:**

**I like to cel-e-brate**

**the birthday of the trees (3x)**

**on Tu-Tu-Tu B'shvat!**

## **Preschool Teaching Tips:**

- This song is fun with fruit shakers.
- Sing about apples and bananas, then invite the children to suggest fruit that grows on trees, and zip their ideas into the song.
- With 2's and toddlers, show them pictures of fruit and see if they can name them, or ask if they like to eat that type of fruit.
- Put fruit images on a tree on a felt board.



# Apple Seed

to the tune of The Itsy Bitsy Spider

**Once a little apple seed was planted in the ground;  
Down came the raindrops falling all around;  
Out came the sun, as bright as it could be,  
And the little apple seed grew up to be an apple tree.**



## Preschool Teaching Tips:

- This song is so simple, but totally fabulous!
- Movements:
  - Invite children to 'dig a hole' and ask them to show you their tiny little apple seed. Sing the first line.
  - Say: Cover it up! Now help me make the rain come down! Sing second line.
  - Say: Show me the sun! Circle arms and sing third line.
  - Sing last line while winding your arms up to a big tree.
- What other fruit grows on a tree? Put a laminated image on a laminated tree on the felt board and sing with an orange seed, etc.



# When Chag Purim is Here

adapted by Lisa Baydush to the tune of Apples and Bananas



**I like to shake, shake, shake, shake my noisy grogger  
I like to shake, shake, shake, shake my noisy grogger  
I like to shake, shake, shake, shake my noisy grogger  
when Chag Purim is here!**

**I like to dress, dress, dress, dress-up in a costume...**

**I like to eat, eat, eat yummy hamentaschen...**

**I like to march, march, march, march in a parade...**

**I like to read, read, read, read the Megillah...**

**I like to dance, dance, dance at the Purim party...**

**I like to give, give, give treats to all my friends...**

**It's so much fun, fun, fun to celebrate Purim...**

## Preschool Teaching Tips:

- This song is great for introducing the fun things we do to celebrate Purim.
- Put laminated pictures on a felt board as you introduce each verse.
- Sing with groggers, crowns, and laminated hamentaschen.
- With toddlers and 2's, I end the song after the marching verse. With 3's and 4's, I let them tell me what they like to do to celebrate Purim and sing those verses.



# Shake Your Groggers Up

adapted by Lisa Baydush to the tune of Tommy Thumb is Up

**Shake your groggers up,  
and shake your groggers down;  
When you hear Haman's name,  
shake them really loud-ly! (BOOOO!)  
Shake them to the sky  
and shake them to the ground;  
On Chag Purim, it's really fun  
to shake them round and round!  
On Chag Purim, it's really fun  
to shake them round and round!**



## Preschool Teaching Tips:

- This is a sweet grogger song for toddlers and 2's.
- Sing with groggers and follow the directions of the song: up, down, loud, round and round.
- On 'loudly,' pause to BOO!



# I've Got That Purim Feeling

adapted by Lisa Baydush to the tune of Shabbat Feeling

**I've got that Purim feeling**

**Up here in my crown (3x)**

**I've got that Purim feeling up here in my crown**

**And it's here to stay!**

**In my noisy grogger...**

**In my marching feet...**



## Preschool Teaching Tips:

- This is a fun movement song for toddlers and 2's.
- Sing with groggers and crowns and shaky hamantaschen.



# Everybody Make Some Hamentaschen

adapted by Lisa Baydush to the tune of Ten Little Indians

**Everybody make some hamentaschen (3x)**

**Make some now with me!**

**Mix the dough (echo)**

**Hamentaschen! (chorus, then next step)**

**Mix the dough...**

**Roll it out...**

**Fill them up...**

**Bake them now... *are they ready?***

**Everybody EAT some hamentaschen (3x)**

**Eat some now with me!**



## Preschool Teaching Tips:

- This is a simple, lively hamentaschen song for toddlers, 2's and 3's.
- Make shaky hamentaschen props from 6" brown paper plates and egg shakers.
- Chant the steps of the recipe with hand motions.



# Lots of Matzah

adapted by Lisa Baydush to the tune of Lots of Latkes

**Lots of matzah (3x)**

**Lots, eat it all week long! (repeat)**

**Make your matzah flat (2x) Don't let it get fat,**


**Make your matzah flat! (repeat)**

**Matzah balls, roll roll some matzah balls,**

**Roll roll some matzah balls,**

**...And put them in a pot of chicken soup, oh (repeat)**

**...And eat some matzah ball soup!**



## Preschool Teaching Tips:

- This is a familiar tune from Chanukah. I like to sing it after singing about the seder plate.
- Use alternating clapping hands for Part A; floor pats for Part B; rolling hands as if making matzah balls for Part C.
- Fun with all ages.



# It's Time to Fill the Seder Plate

to the tune of London Bridge



**It's time to fill the seder plate, seder plate, seder plate,  
It's time to fill the seder plate, soon we'll CELEBRATE!**

**Put charoset/a shankbone/some maror/some parsley/an egg  
on the plate, on the plate, on the plate...**

**Soon we'll CELEBRATE!**

**Now we've filled the seder plate...**

**It's time to CELEBRATE!**

## Preschool Teaching Tips:

- This is a hands-on song about the seder plate. Make a seder plate image, glue it to a white paper plate. Make images to match. Give a set to each child so they can match the pictures while you sing the song.
- This was great with 2's and 3's. The prop was key to the song's success.
- Clap hands on the syllables of 'celebrate.'



# Do You Know the Matzah Man?

adapted by Lisa Baydush to the tune of Do You Know the Muffin Man?

**Do you know the matzah man,  
the matzah man, the matzah man?**


**Do you know the matzah man,  
his name is Afikomen!**

**Where's he hiding? Do you know?...**

**We need him for our seder!**

**Is he hiding behind your back?...**

**Kids: Look! Here he is!**



## Preschool Teaching Tips:

- Use matzah man stick puppets.
- Do an afikomen search. Everyone 'hides' their afikomen behind their backs, under the chairs, under the piano, in the bookcase, on the shelf, etc.
- Repeat the chorus between each search to reinforce the word 'afikomen.'
- At the end, children enjoy saying 'Look! Here he is!' and waving their puppet around.



# Yom Ha'atzmaut

adapted by Judy Caplan Ginsburgh to the tune of Skip to My Lou

**Yom Ha-atz-ma-ut!**

**Yom Ha-atz-ma-ut!**

**Yom Ha-atz-ma-ut!**

**Israel's Independence Day!**

**Shake your tambourines with me...**

**Wave your flag and shout HOORAY!...**

**Jump up 'n down and shout HOORAY!...**



## Preschool Teaching Tips:

- This song teaches the name of the holiday.
- Sing with flags and tambourines.
- Tap out the rhythm of 'Yom Ha-atzmaut' with the tambourines.
- Appropriate for 2's and 3's.



# Blue and White for Israel

adapted by Lisa Baydush to the tune of London Bridge

**Israel's flag is blue and white,  
Blue and white, blue and white;  
Israel's flag is blue and white,  
Blue and white for Israel!**

**Kachol is blue, lavan is white...  
Blue and white for Israel!**

**Blue and white up in the sky...  
Am Yisrael Chai!**



## Preschool Teaching Tips:

- Give blue and white scarves or streamers to your students to wave.
- Good for differentiation (waving the blue scarf when singing 'blue,' versus waving the white scarf for 'white.'
- Segues nicely into Am Yisrael Chai!
- Good for 2's and 3's.



# Shake My Yadayim

adapted by Lisa Baydush to the tune of Apples and Bananas



**I like to shake, shake, shake, shake my yadayim**

**I like to shake, shake, shake, shake my yadayim**

**I like to shake, shake, shake, shake my yadayim**

**And wiggle, wiggle, wiggle my guf!**

**Stomp my raglayim (feet)...**

**Bend my berkayim (knees)...**

**Shrug my k't'fayim (shoulders)...**

**Nod my rosh (head)...**

**Blink my anayim (eyes)...**

**Wiggle my etzbaot (fingers)...**

## Preschool Teaching Tips:

- In Israel, they speak Hebrew. Let's learn some Hebrew words for parts of our body. Can you shake your yadayim? Can you guess what 'yadayim' means?
- Explain that 'guf' means 'body' and say: 'but don't be too goofy!'
- Good for 2's and 3's.